



HYGENIC AIR QUALITY EXPERTS





More than 30 years expertise in Hygienic air treatment

Reliability and performance

Since 1987, ATA has demonstrated trustworthy expertise in the field of air treatment for hospital and industrial environments. Our designing activities are geared towards innovation as a strategic driver.

ATA creates reliable hygiene products, developed by a design office with more than twenty years of experience. We also offer a large number of services to our partners: Audit, training and maintenance contract, in order to closely monitor market developments.

APPLICATION FIELDS

Healthcare establishments



Laboratories



Aerospace



Micro-electronic components manufacturing



QUALITY

The management and organization system is ISO 9001 version 2015 Quality certified. Our products are manufactured under the medical devices certification ISO 13485

Therefore, ATA's products are all **CE** marked
We make sure that each product:

- Is tested at our factory before shipping,
- Is developed with carefully selected components complying to quality and performance requirements
- Can be installed on the site by a qualified technician respecting all our protocols
- Has a unique serial number allowing traceability during its life cycle.

INTERNATIONAL

Supported by a solid reputation in hospitals and clinics in France, ATA achieves almost 40% of its turnover overseas, in over 30 countries. An extensive network of partners around the globe guarantees fast and flexible after-sales service to users worldwide.

CLINICAIR RANGE

CLINICAIR® hygienic air handling units are developed to handle and guarantee the air quality conditions with precision and continuity. They are designed to achieve high targets of particle decontamination, bacteriological class, temperature, hygrometry and pressure in a place where contamination management is a major issue.

Our CLINICAIR® cabinets are vertical, with reduced floor space.

ATA offer consists of 3 ranges, including more than 100 models that operate in partial air recycling or 100% fresh air.

Duct connections can be placed on the top, bottom, front, side. Sound traps are optional, depending on models, and many other features.

Clinicair are designed to meet the requirements of EN 13053 and EN 1886 standards. They are tested by the certification organisms Cetiat and TÜV.

CLINICAIR 1B

6

Presentation	6
Working principle	6
Performance & Advantages	6
Detailed description	7



CLINICAIR 3

8

Presentation	8
Applications	9
Detailed description	10



CLINICAIR 4

12

Presentation	12
Applications	13
Detailed description	14
Working principle	16



Advantages of the CLN range	17
Technical characteristics	18
Laminar airflow ceilings	20
A few CLN references	22





THE RANGE

CLINICAIR®





CLINICAIR® 1b is a plug & play solution

It meets the most exigent requirements for installation inside an operating room.



Particularly effective in the fight against nosocomial infections, the effectiveness of CLINICAIR® 1b is obtained thanks to the combined actions of the Bioxigen® **bacteriological decontamination** system and HEPA filtration (H14 according to the EN 1822 standard, filtering capacity of 99.995% on particles up to 0.3 microns MPPS).

ATA hygienic Clinicair allows to obtain a fast particle and bacteriological decontamination kinetics.

The PCO5 monitoring system allows permanent control of operating parameters and, most particularly, an accurate temperature management.

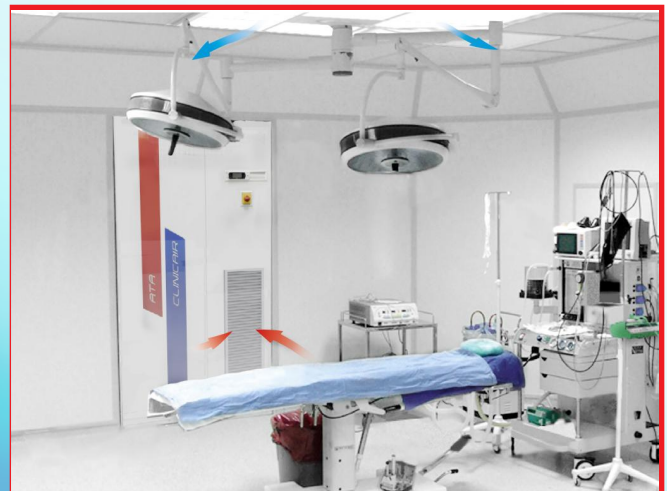
Worldwide known for its assembly quality and high performance level, **CLINICAIR® 1b** is the perfect solution to fight nosocomial diseases in operating rooms..

WORKING PRINCIPLE

Version with plenum



Version with laminar air flow ceiling




PERFORMANCE & ADVANTAGES

- Air flow debit : 1000 to 2500m³/h.
- Air supply plenum.
- Filtration: G4 + F7 on air return, F9 or H14 on air supply.
- Bioxigen® bacteriological decontamination system, with bactericidal, fungicidal effects on living particles.
- Management of the CLINICAIR by PCO5 automaton integrated in the electrical panel
- High performance microprocessor monitoring.
- Remarkable sound reduction.
- Reduced dimensions: 1200mm x 700mm x 1950mm (2400mm with plenum) /500 kg.
- Can be fully integrated into a wall (possibility of fresh air from the top).
- Front access for maintenance.
- Connected to a laminar air flow ceiling, CLINICAIR allows to reach the levels required for ISO 5 (Class 100).

For more details see:
Technical Specifications p.18

CLINICAIR 1B DETAILED DESCRIPTION



BLOWING PLENUM (OPTION)

BIOXIGEN® DECONTAMINATION SYSTEM

Bioxigen® bacteriological decontamination system, with bactericidal, fungicidal effects on living particles.

ELECTRICAL BOX AND REGULATION

- Three-phase power supply: 400V N + T 50Hz.
- The electrical box includes :
 - Contactors and thermal protections for power units.
 - Microprocessor regulation and control module with LCD display
- Control by PCO5 automaton with “energy saving” programming.

AIR SUPPLY FILTRATION

H14 filtration with plenum, F9 without plenum (low pressure drop filter made of polypropylene).

AIR INTAKE PREFILTRATION

- Integrated pre-filtration.
- Two stages of filtration: G4 and F7 filters (low pressure drop filters made of polypropylene).
- Filters are placed before cooling and heating coils.

COOLING COIL

- Version 1 : DX (15 kW)
- Version 2 : Chilled water (12 kW)
- Copper tubes and aluminum fins.
- Fin spacings of 2.5 mm.
- “Venturi” type multi-circuit battery power supply.
- Fixed condensate pan, in 316L stainless steel.
- Condensate drain connected to the outside in 1 “diameter

DIFFERENTIAL PRESSURE PROBE

- Filter clogging controlled by differential pressure probes.
- Integrated probes.
- Regulation PCO5 system with “energy saving” mode.

PGD TOUCH / X (OPTION)

- Touchscreen interface (4.3” or 7”)
- Control & display several parameters: VOC, CO2 & particles values, T°C, Hr, Pressure
- Secure Maintenance & Settings access
- Graphs and CSV logs download (option)
- Temperature adjustment of +/- 3°C

FRAME AND CASING

- Self-supporting waterproof metal structure
- Hygienic white painted interior (RAL 9010).
- Removable “double skin” panels in 15/10 steel painted white (RAL 9010) with high density glass wool (40 kg / m3) for high thermal and sound insulation.
- RAL 9010 cover panels on all 4 sides.
- 230x230mm fresh air square connection on the top, back or side.
- Height adjustable feet.

HEATING COIL

Version 1: 3 stages electric coil (9 kW)
Version 2: hot water coil (9 kW)

VENTILATION

- DC fan type “EC-FAN” with electronic switch

OPTIONS

- Remote assistance.
- Interior panels in stainless steel 316 L.
- Fresh air fan
- Laminar flow ceiling



The **CLINICAIR® 3** range meets the most important requirements of hyper-aseptic environments and offers a flow range of 1000 to 20,000 m³ / h and available pressures up to 1500Pa (See [Technical Specifications](#)).

the models are available with chilled water or direct expansion coils for cooling and hot water or electric coils for heating

The CLINICAIR® 3 range offers innovative solutions dedicated to air treatment and air conditioning in operating theaters and other high-risk areas within the hospital. It meets particularly demanding standards: NFS 90-351 April 2013 and EN 1886 and has been tested by CETIAT and TÜV organizations.

This concept allows an installation as close as possible to the area to be treated and offers significant savings in construction costs, installation costs, operating costs, maintenance costs.

The result is a compact, autonomous device, ready to be connected, integrating all the components. (Regulation, electrical cabinet, humidifier, condensate pump ...)



APPLICATIONS



Hyper aseptic operating theater. Angiographic intervention



Sterilization rooms



Technical closet for recovery room air treatment

The CLINICAIR® air handling unit can be installed in private medical, surgery, obstetrics clinics, private and public hospitals. It's 100% designed to be installed within "risk areas":

- Operating theaters,
- Risk 4/3/2 operating rooms,
- resuscitation services,
- hemodialysis services,
- intensive care units in cardiology,
- induction rooms,
- MRI rooms,
- coronary angiography rooms,
- tomography,
- angiography,
- endoscopy rooms,
- ophthalmic laser,
- delivery rooms,
- post-intervention care rooms,
- cytotoxic productions,
- cell therapy laboratories,
- hospital sterilizations,
- ISO 5 hybrid rooms,
- burn rooms,
- post transplant chambers,
- organ transplant chambers

Clinicair can also be installed in industries, such as

- microelectronics
- food processing
- pharmaceutical
- aerospace
- medical consumables
- P2 / P3 / P4 safety laboratories,
- veterinary services,
- cosmetics




TESTED BY:



report MB564



report 2080449



1 FRAME AND CASING

- One-piece frame, made of 40 mm aluminum profiles assembled with non-combustible nylon gaskets
- “Double skin” panels in 15 / 10th - 8 / 10th steel with high density glass wool (40 kg / m3) providing thermal and sound insulation.
- Panel closure system by high compression self-locking system
- Soundproofed RAL 9010 satin panels on 3 or 4 sides with soundproofing foam.
- Removable condensate pan for cleaning, made of AISI 316L stainless steel with removable rigid siphon.
- Rear panel made of AISI 316L stainless steel, with diamond tip shape.
- Height adjustable feet (diameter 40mm / height 50mm).

2 COILS



- Cooling coil:

- Copper tubes and aluminum fins, fin spacings of 2.5 mm.
- “Venturi” type multi-circuit battery power supply.
- 2 or 3 way modulating inverters (water version), 1 or 2 On-Off stages
- AISI 316L stainless steel condensate droplet collector preventing any water entrainment.
- Removable condensate pan, in AISI 316L stainless steel.
- Condensate drain connected to the outside of the cabinets in 1” diameter.

- Heating coil:

- Copper tubes and aluminum fins, fin spacings of 4mm.
- “Venturi” type multi-circuit battery power supply.
- 2 or 3 way modulating inverters (water version), 1 or 2 On-Off stages

3 VENTILATION

- Variable speed drive to maintain a constant air flow depending on the clogging of the filters.
- Low energy consumption single reaction freewheel motor fan (IE4).
- EC or AC ventilator type (freewheel)

4 AIR SUPPLY FILTRATION

- F9/H13/H14 filtration

5 ELECTRICAL BOX AND REGULATION

- Three-phase power supply:
400V N + E 50Hz
- The electrical box includes:
 - Contactors and thermal protections for power units.
 - Regulation and control module by microprocessor with display.
 - PCO5 (Carel) or others on request.
 - 3, 4 or 5 probes depending on the models (recycling or all new air) and the type of regulation.
- PCO5+ on Clinicair 3

6 AIR PRESSURE PROBE

- Monitoring of pre-filters clogging with 1 or 2 pressure probes.
- Alarm pressure probe for lack of air flow.
- Differential pressure probe for filter clog.

7 HUMIDIFIER

- Proportional steam production on the principle of the Joule effect by submerged electrodes.
- Electronic control guaranteeing in particular:
 - Efficient operation.
 - Proportional control of water vapor.
 - Automatic deconcentration of the steam production cylinder.
- Stainless steel steam ramp.

8 AIR PREFILTRATION

- Integrated pre-filtration.
- One or two stages (on request) of type G4 + F5 to F9
- Filters positioned before the batteries.

9 PGD TOUCH / X

- Touchscreen interface (4.3" or 7"), control & display several parameters: VOC, CO2 & particles values, T°C, Hr, Pressure
- Secure Maintenance & Settings access, Graphs and CSV logs download (option), Temperature adjustment of +/- 3°C

OPTIONS

- Remote assistance
- Preheating coil (hot water or electric)
- Water filter / bleeder assembly to protect the control valves (on chilled water and hot water).
- Manual or motorized air intake and blowing dampers.
- Condensate lift pump.
- Detection of the presence of water.
- Sound traps.
- Polypropylene filters with low pressure drop.



The **CLINICAIR® 4** is a compact hygiene cabinet, ready to be connected, integrating all the components necessary for the treatment of the air, and for the control of temperature and hygrometry.

It can be installed either in a technical room or outside the building, thus allowing a substantial saving in the costs of installation, operation and maintenance.

CLINICAIR® 4 range offers innovative solutions dedicated to air treatment and air conditioning in operating theaters and other high-risk areas within the hospital in compliance with the requirements of standard NFS 90-351 April 2013, EN 1886 and has been tested by Cetiat and TÜV.

Well known for its quality of assembly and its level of performance, CLINICAIR® 4 is a new solution to fight nosocomial infections in operating theaters.





Hopital Robert Debre (75) - bone marrow transplant center



In private MCO clinics, private hospitals and Public hospitals, CLINICAIR® air handling unit equips 100% of departments classified as “risk areas”:

- Operating Theaters,
- Risk 4/3/2 operating rooms,
- resuscitation services,
- hemodialysis services,
- intensive care units in cardiology,
- induction rooms,
- MRI rooms,
- coronary angiography rooms,
- tomography,
- angiography,
- endoscopy rooms,
- ophthalmic laser,
- delivery rooms,
- post-intervention care rooms,
- cytotoxic productions,
- cell therapy laboratories,
- hospital sterilizations,
- ISO5 hybrid rooms,
- burn rooms,
- post transplant chambers,
- organ transplant chambers



CLINICAIR® AHU also meets the needs of the following industries:

- electronics,
- food processing,
- pharmaceutical,
- aerospace,
- medical consumables


TESTED BY:



report MB564



report 2080449



1 FRAME AND BODY

- One-piece frame, made of 70 mm aluminum profiles assembled with aluminum joints.
- “Double skin” panels 15/10th steel with high density glass wool (40 kg / m³) for thermal and sound insulation.
- Panel closing with high compression self-locking system.

2 AIR PRESSURE PROBE

- Monitoring of pre-filters clogging with 1 or 2 pressure probes.
- Alarm pressure switch for lack of air flow.

3 ELECTRICAL BOX AND REGULATION

- Three-phase power supply: 400V N + T 50Hz
- The electrical box includes::
- Contactors and thermal protections for power units.
 - Regulation and control module by microprocessor with LCD display type PGD (Carel) or other on request.
 - 3, 4 or 5 probes depending on the models (recycling or all new air) and the type of regulation.

Ventilation of the technical compartment.

OPTIONS

- Remote assistance
- Preheating coil (hot water or electric)
- Water filter / bleeder assembly to protect the control valves (on chilled water and hot water)
- Water presence detector

4 AIR SUPPLY FILTRATION

- F9 / H13 / H14 filtration

5 AIR PREFILTRATION

- Prefiltration integrated into CLINICAIR® 4.
- One or two stages (on request) of type G4 + F5 (or F7).
- Filters are placed before cold / hot coil.

6 COOLING COIL

- Copper tubes and aluminum fins, 2.5 mm fin spacing.
- “Venturi” type multi-circuit battery power supply.
- 3-way modulating proportional valve in standard assembly or 2-way valves on request (chilled water version).
- AISI 316L stainless steel condensate droplet collector preventing any water entrainment.
- Removable condensate pan, in AISI 316L stainless steel.
- Condensate drain connected to the outside of the cabinets in 1” diameter.
- Integrated condensate pump (optional).

7 HEATING COIL

- Copper tubes and aluminum fins, fin spacing of 4 mm.
- “Venturi” type multi-circuit battery power supply.
- Modulating proportional 3-way valve in standard assembly or 2-way valve on request.
- Electric heating coil instead of or in addition to the hot water coil (on request).

8 CHILLED WATER AND HOT WATER CONNECTION (BELOW)

- Connections to coils by male connectors.
- Connections from the bottom.

9 DAMPER WITH SERVO MOTOR

- Integrated motorized dampers at the air intake, air supply or fresh air.

10 VENTILATION

- Speed regulator to maintain constant air flow in line with filter clogging degree.
- Single inlet motorized impeller module with low energy consumption (IE4).

11 SOUND TRAPS





- Due to the high available pressures, controlling the sound level requires the provision of sound traps on air intake and air supply. Sound pressure at 1.5 meters from the intake and air supply is 40 dB (A) +/- 3dB (A).

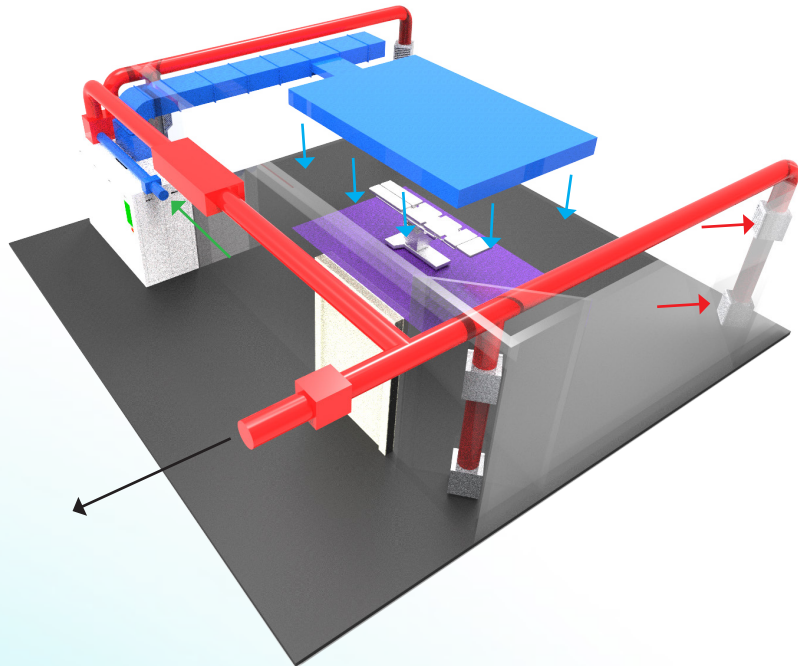
12 HUMIDIFIER

- Proportional steam production based on the principle of the Joule effect by submerged electrodes.
- Microprocessor controled functions:
 - Overall performance.
 - Proportional steam control
 - Electrode steam humidifier for automatic steam generation
- Stainless steel steam ramp
- Heating of the technical compartment in winter to avoid frost.







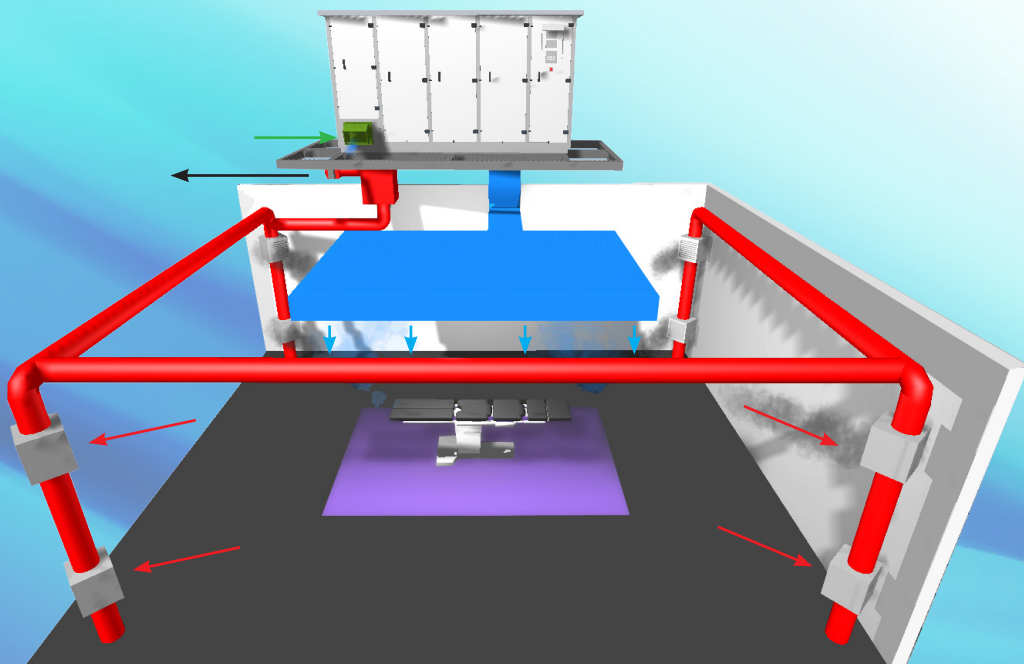
CLINICAIR® 3 OPERATING PRINCIPLE

-  Air supply
-  Air intake
-  Fresh air
-  Air extraction



CLINICAIR® 4 OPERATING PRINCIPLE

-  Air supply
-  Air intake
-  Fresh air
-  Air extraction



ADVANTAGES OF THE CLINICAIR RANGE

THE BEST EQUIPMENT CHOICE FOR ENERGY SAVING



- Simple reaction freewheel fan with low energy consumption (IE4).
- Polypropylene filter with very low pressure drop (on CLINICAIR® 1b and optional on CLINICAIR®3 and CLINICAIR®4).
- Temperature and et hygrometry regulation by dead bands.
- Optimized coil and chassis sizing to reduce the speed of air passage.

REDUCED CONSTRUCTION AND INSTALLATION COSTS



- Up to 75% reduction in the size of technical rooms compared to the needs of an AHU with equivalent characteristics.
- An installation close to the risk area reduces the length of aeraulic networks.
- Plug & Play solution.
- Allows construction phasing.
- Adapts to specific constraints of any type of the building.(e.g: frame height of CLINICAIR® 3 fits through a standard door).

HEALTH AND SAFETY



- Control of cross-contamination thanks to the double-skinned body with remarkable sealing (eg: CLINICAIR® 3 is classified L1 in negative pressure and L2 in positive pressure according to the EN 1886 standard).
- Use of AISI 316L stainless steel and special diamond point shapes of the flat parts to avoid areas of potential water stagnation.
- Support bases can be lifted upon the baseboard to prevent dust accumulation.
- Coil selection to avoid any risk of water carry-over

USER COMFORT



- Remarkable noise level control (e.g: double panels with sound attenuation of -31 dBA and -21 dBA on CLINICAIR® 3).
- Easy access to parameters.
- Simple monitoring of filter clogging by external pressure gauges.

EASY MAINTENANCE



- Easy access from front panels allowing quick maintenance.
- CTM-friendly solution (centralized technical management)
- Internet connection for ATA remote technical assistance
- Maintenance contract for warranty extension up to 20 years
- Medic@cloud: the multimedia platform that brings together and manages the safety conditions of the operating room

MINIMIZED INCONVENIENCE



- Quick return to activity due to reduced installation time.
- Allows confinement of very limited areas

TECHNICAL CHARACTERISTICS OF THE RANGE

CLN1B RANGE	
Product name	CLN X/W 1B
Max flow rate (m3/h)	2500 m3/h
Comfortable flow rate (1) (m3/h)	2350 m3/h
Type of cooling	R410A / EG
Fan	EC
Available pressure	100-600 Pa
Cooling Power (2)	13/10 kW
Heating Power (3)	9 kW
Humidifier	Non
LxWxH (in mm)	1200 x 700 x 1950 mm
Weight	500 kg

CLN4 RANGE			
Product name	X/W 03	X/W 06	X/W 08
Max flow rate (m3/h)	3000	6000	8000
Comfortable flow rate (1) (m3/h)	2400	5200	6750
Type of cooling	R410A / R32 / EG		
Fan	EC/AC		
Available pressure	800 Pa		
Cooling Power (2)	13/10	27,5/21,5	36/27,5
Heating Power (3)	13,9	30,1	39,1
Humidifier	1,5-8	1,5-15	1,5-45
Length (in mm)	4020	4090	1320
Width (in mm)	875	1250	1500
Height (in mm)	2210	2210	2210
Weight	950 kg	1250 kg	1750 kg

(1) Air flow rate for cooling coil speed at 2.5m/s

(2) Power calculated for 75% recirculation and 25% fresh air. Recirculated air conditions 21°C/50%, fresh air conditions 35°C/40%, supply air at 13°C. Display of total power and sensible power (P_{tot}/P_{sens})

(3) Temperature delta of 17°C

Technical characteristics of models CLN3X 15 BD / CLN3W 15BD / CLN3W 20BD on special request.

CLN 3 X 2 B D

D - Air return / supply configuration
 D - Air supply and return from above
 S - Air supply from above and air intake from below
 Air intake from front cover grill is also possible (special request).

B - The type of fan:
 B - Horizontal freewheel fan
 R - Vertical freewheel fan

2 - Air flow index
 2 for 2000 m3/h max
 3 for 3000 m3/h max, etc.

X - The cooling mode
 X - Direct expansion
 W - Chilled water

CLN 3 - Clinicair 3
 CLN 4 - Clinicair 4

CLN3 X/W RANGE																
Product name	02BD	03BD	04BD	06BD	08BD	12BD	15BD	02S RD	02 RD	03 RD	04 RD	06 RD	02 RS	03 RS	04 RS	
Max flow rate (m ³ /h)	2000	3000	4000	6000	8000	12000	12000	1500	2000	3000	4000	6000	2000	3000	4000	
Comfortable flow rate (1) (m ³ /h)	2000	2850	3450	5600	7100	9400	11600	1500	2050	3350	4200	5950	2050	3300	4200	
Type of cooling	R410A / R32 / EG							R410A / R32 / EG					R410A / R32 / EG			
Fan	EC/AC							EC/AC					EC/AC			
Available pressure	600 Pa							600 Pa					500 Pa			
Cooling Power (2)	11/8	15/11,5	18/14	30/23	37,5/29	50/38,5	61,5/47,5	8/6	11/8,5	18/13,5	22/17	31,5/24,5	11/8,5	17,5/13,5	22/17	
Heating Power (3)	11.6	16.5	20	32.4	41.4	54.4	67.2	8.7	11.9	19.4	24.3	34.4	11.9	19.1	24.3	
Humidifier	1,5-8			1,5-15			1,5-45		1,5-8			1,5-15		1,5-8		
Length (in mm)	1750	2031	2230	2760	3250	3420	3820	1035	1600	1880	2230	2830	1210	1490	1840	
Width (in mm)	880	880	880	1090	1090	1340	1340	800	800	800	800	800	800	800	800	
Height (in mm)	1995	1995	1995	1995	1995	1995	1995	2285	2285	2285	2285	2605	2445	2445	2445	
Weight	750	800	850	1220	1340	1500	168	500	630	750	930	1100	580	600	830	

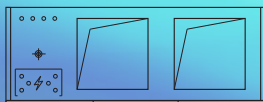
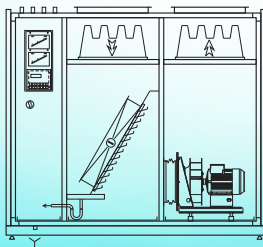
(1) Air flow rate for cooling coil speed at 2.5m/s

(2) Power calculated for 75% recirculation and 25% fresh air. Recirculated air conditions 21°C/50%, fresh air conditions 35°C/40%, supply air at 13°C. Display of total power and sensible power (P_{tot}/P_{sens})

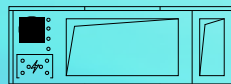
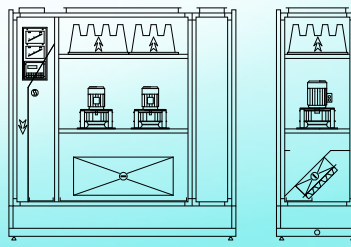
(3) Temperature delta of 17°C

CLINICAIR 3 PRINCIPAL LAYOUTS

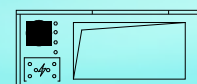
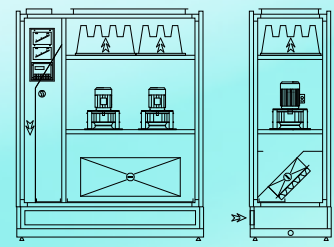
CLN3 TYPE BD



CLN3 TYPE RD



CLN3 TYPE RS



LAMINAR AIR FLOW CEILING

The range of **ATA Laminar Air Flow Ceilings** ensures efficient protection against contamination which can occur during invasive acts and caused by airborne inert or living particles

ATA Laminar Air Flow Ceilings are available in square or rectangular shapes in order to suit any room layout and answer specific requirements to create a clean zone around the patient, medical staff and medical devices.

The ceilings are mainly used with CLINICAIR Air Handling Units, but can be also adapted to other AHU brands.

The units are dedicated to operating rooms in order to fight airborne infections and meet ISO 5 standard (compliance with EN ISO 14644-1) as well as to the pharmaceutical industry.

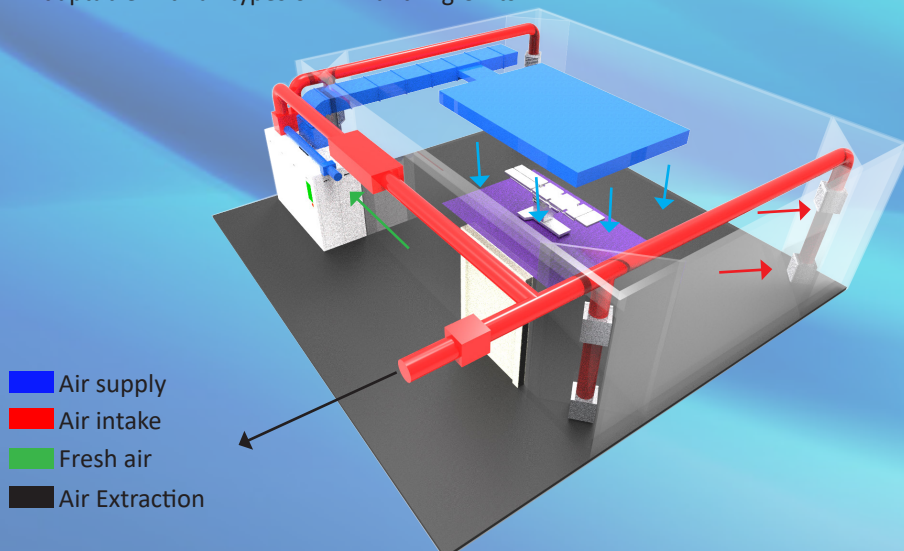
They help to fight against **cross-contamination and nosocomial diseases**.

ATA has developed a range to correspond the **NFS 90-351 standard**.



ADVANTAGES

- Different sizes available to comply to European standard NFS 90-351.
- Easy Installation and filter maintenance.
- Easy fitting.
- Adaptable with all types of Air Handling Units



example: CLINICAIR® 3
with laminar air flow ceiling

NFS - 90 - 351 range

L x l mm	Débit d'air m ³ /h @ 0.25 m/s	Surface de filtration	Hauteur mm			Hauteur mm			Nbr de filtres *
			150	280	300	350	400	450	
1263x1310	1350	1,49 m ²	■	■	■	X	X	X	2
1263x1960	1675	1,86 m ²	■	■	■	X	X	X	4
1263x2269	2000	2,23 m ²	■	■	■	X	X	X	4
1959x1959	2680	2,98 m ²	■	■	■	X	X	X	6
1959x2525	3690	4,1 m ²	■	■	■	X	X	X	6
2200x3000	3680	4,09 m ²	■	■	■	X	X	X	8
2421x3179	4690	5,21 m ²	■	■	■	X	X	X	8
2612x2569	5020	5,58 m ²	■	■	■	X	X	X	10
3000x3179	6700	7,44 m ²	■	■	■	X	X	X	10
3000x4000	8040	8,93 m ²	■	■	■	X	X	X	10
3600x3600	8040	8,93 m ²	■	■	■	X	X	X	14

X Ceiling integrated horizontal filter, air diffusion through metal grill or fabric layer

* 70 mm mm thickness for 350 mm height and above - initial pressure drop 100 Pa @ 0.25m/s

□ air distribution through stretched fabric layer, sideway filtration

- Frame made of 15/10 electro galvanized metal sheet with epoxy RAL 9010 or stainless steel (AISI 304L or AISI 316L).
- Air distribution through metallic grille or double layer fabric (option)
- Lateral duct connections
- HEPA H14 filtration.
- Metal lateral apron to stop induction (height 100 mm) with epoxy paint (transparent apron optional).
- Central passage for surgical light according to the model.
- Measuring connection for Emery testing and/or filter pressure drop measuring.
- LED-Lights with double layer model.

QUELQUES REFERENCES CLINICAIRES

PAYS DE LA LOIRE

- *CITE SANITAIRE NAZAIRIENNE (44)
18 UNITES
- *CLINIQUE DU PRE LE MANS (72)
14 UNITES
- *CH D'OLONNE SUR MER (85)
12 UNITES

POITOU - CHARENTE

- *CHU DE POITIERS (86)
24 UNITES
- *CH GIRAC A ANGOULEME (16)
7 UNITES
- *POLYCLINIQUE SAINT GEORGES DE DIDONNE (17)
8 UNITES

AQUITAINE

- *POLYCLINIQUE JEAN VILLAR (33)
12 UNITES
- *CLINIQUE ST MARTIN A PESSAC (33)
12 UNITES
- *CH D'ARCACHON (33)
11 UNITES
- *CLINIQUE MARZET DE PAU (64)
12 UNITES

MIDI-PYRENEES

- *CLINIQUE DES CEDRES A TOULOUSE (31)
11 UNITES
- *CLINIQUE ST JEAN LANGUEDOC (31)
8 UNITES
- *CANCEROPOLE DE TOULOUSE (31)
35 UNITES

ILE DE FRANCE

- *HOPITAL ST ANTOINE PARIS (APHP) (75)
9 UNITES
- *HOPITAL PRIVE DES PEUPLIERS (GDS) (75)
13 UNITES
- *HOPITAL ROBERT DEBRE A PARIS (APHP) (75)
10 UNITES
- *HPOP DE TRAPPES (78)
17 UNITES

- *CLINIQUE DU VAL D'OR A ST CLOUD (92)
12 UNITES
- *HOPITAL FOCH A SURESNES (92)
5 UNITES
- *HPEP AULNAY (93)
15 UNITES
- *HOPITAL STE CAMILLE A BRY SUR MARNE (94)
6 UNITES



NORD

*CH DE ROUBAIX (59)
21 UNITES

*CLINIQUE DE L'ARTOIS A BETHUNE (62)
8 UNITES

PICARDIE

*INSTITUT OPHTALMOLOGIQUE PRIVE D'AMIENS (80)
11 UNITES

CHAMPAGNE- ARDENNE

*CLINIQUE ST ANDRE A REIMS (COURLANCY) (51)
20 UNITES

CENTRE

*CH ORLEANS - SITE LA SOURCE ET LA MADELEINE(45)
3 UNITES

AUVERGNE

* CH DE CLERMONT FERRAND (63)
7 UNITES

RHONE-ALPES

*CLINIQUE D'ALEMBERT GRENOBLE (GHM) (38)
21 UNITES

LANGUEDOC-ROUSSILLON

*CLINIQUE MONTREAL DE CARCASSONNE (11)
9 UNITES

*CH DE CARCASSONNE (11)
12 UNITES

PACA

*CLINIQUE OXFORD / FRAGONNARD A CANNES (06)
19 UNITES

* CH LA TIMONE A MARSEILLE (13)
19 UNITES

*CLINIQUE DE LA ESPERANCE A HYERES (83)
8 UNITES

*CLINIQUE LES LAURIERS A FREJUS(83)
14 UNITES

*CLINIQUE DE PROVENCE A ORANGE (84)
5 UNITES

*CENTRE HOSPITALIER RENE DUBOIS PONTOISE (95)
5 UNITES

*HOPITAL PRIVE D'ANTONY (92)
11 UNITES

*STERIANCE A CLICHY (92)
4 UNITES

*HOPITAL BICETRE AU KREMLIN BICETRE (94)
5 UNITES

*HOPITAL DE BEAUMONT SUR OISE (95)
11 UNITES

POLYNESIE FRANCAISE

*CH DE PAPEETE (98)
12 UNITES

ATA COMMITMENT

It is crucial to consider the specific requirements of the risk zone in order to obtain an appropriate air quality. More precisely, it's necessary to define the particle decontamination targets, and bacteriological cleanliness class. This, in order to define the required parameters:

- Air diffusion method,
- filtration efficiency,
- air flow rates and conditions (temperature and hygrometry)
- fresh air, air extraction, and air extraction flow rates
- reduced noise level for users' comfort

There exist different approaches for air handling installations worldwide. However, only high-performance equipment of "hygiene quality" will be able to eradicate effectively living microorganisms (bacteria, viruses, molds, yeasts) that remain in the air and move around suspended on inert particles, causing airborne infection transmission and nosocomial risk.

ATA **Air hygiene expert** supports your your project with:

- an objective recommendation on the most adapted solution
- a solid commitment to select high-performance "hygiene quality" equipment,
- equipment start up assistance by qualified technicians,
- technical training (ATA is an approved training center)
- remote assistance to grant smooth operation
- maintenance contract according to your installation to benefit from a warranty

Distributor

Address

Manufacturer:

ATA
16 rue Jules Verne
44700 Orvault FRANCE
T: +33 (0) 2 40 92 03 00
F: +33 (0) 2 40 92 08 22
contact@ata-medical.com

Edition: June 2021



www.ata-medical.com